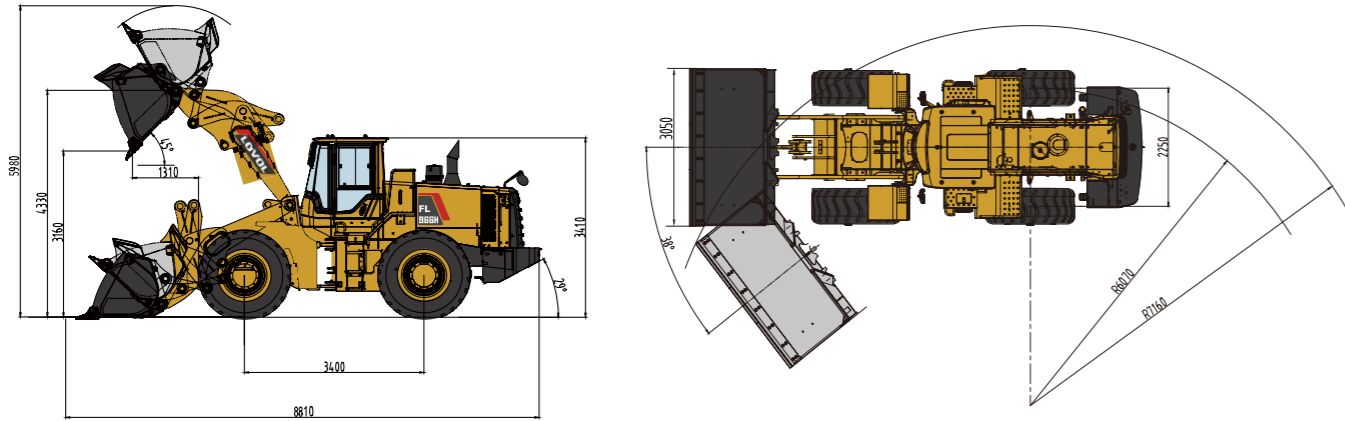


# FL966H Wheel Loader Specifications



## FL966H Dimensions



Item	Specifications
Rated Load	6000kg
Max. Traction Force	175kN
Max. Gradeability	29°
Max. Dump Clearance	3160mm
Dump Reach	1320mm
Wheel Tread	2300mm
Wheelbase	3400mm
Overall Dimension (L×W×H)	8810mm×3050mm×3410mm

Engine	
Emission Standard	Stage II
Number of Cylinder-Bore/Stroke	6-126°130
Max. Torque	980N·m
Rated Speed	2200rpm
Displacement	9.726L

Transmission System	
Torque Converter	Single stage single phase three element
Modulus of Converter	2.55
Transmission	Electronical control countershaft
Gear Shift	4 forward, 3 reverse
Max. Speed	38.0km/h

Front and Rear Axles	
Axles Type	Dry axles
Final Decelerate Type	Planetary reducer, spur cylindrical gear

Tyre	
Tyre Size	23.5-25
Ply	20
Front Tyre Pressure	0.35-0.375MPa
Rear Tyre Pressure	0.30-0.35MPa

Steering System	
Type	Fix&Variable hydraulic system
Steering Angle Each Direction	38°±1°
Min. Turning Radius	6070mm

Hydraulic System	
Working Pressure	18MPa
Boom Lifting Time	5.7s
Total Cycle Time	11.0s

Brake System	
Service Brake	Air over hydraulic caliper disc brake
Park Brake	Air-cut brake

Service Refill Capacity	
Fuel Tank	364L
Hydraulic Tank	150L
Engine Oil	20L



## LOVOL CONSTRUCTION MACHINERY GROUP CO., LTD.

Address: No. 75, Huanghe East Road, Huangdao District, Qingdao City, Shandong Province, China.

Website: [en.lovol.com](http://en.lovol.com)

Alibaba: [lovolconstruction.en.alibaba.com](http://lovolconstruction.en.alibaba.com)

Facebook: Cons Lovol

E-mail: [lovol\\_overseas@global.lovol.com](mailto:lovol_overseas@global.lovol.com)

TEL: +86-532-86907190

As manufacturer, LOVOL has right to constantly upgrade and improve our products without informing to customers. The pictures in literatures are for reference only, the detailed specifications are subject to real products.

Engine Model	<b>WEICHAI WD10G240E21</b>
Rated Power	<b>175kW</b>
Operating Weight	<b>20600kg</b>
Bucket Capacity	<b>4.0m³</b>
Max. Breakout Force	<b>185kN</b>

# FL966H

WHEEL LOADER





## PRODUCTIVITY

- Equipped with 4.0m³ bucket, high-efficiency powertrain system is perfectly matched with hydraulic multi-stage power system that makes machine work fast and efficient.
- The proven linkage structure is very efficient which has big breakout force, quick movement and high lifting capacity features.
- Low-effort joystick control system delivers high-efficiency operation with ease and fast.

## RELIABILITY

- The H series features many components which leverage product designs that have delivered reliable and durable machines.
- Adopt world class engine which provides excellent service and part availability in market.
- Optimized layout of pipelines and dual-seal technology can avoid oil leakage and make hydraulic system more reliable.

## ROBUSTNESS

- Reinforced center-articulated frame which has passed million times fatigue experimental test, 1,000 hours intensive experimental test and 5,000 hours jobsite test, it has been proved to be robust and durable.
- Bucket use JF440 steel which are joint-invented with renowned steel factory, it is more robust and wearable.
- The key components of axles are reinforced which could extend service time of whole axles and makes it more suitable for heavy-duty applications.

## COMFORT


- LOVOL ETX (European Technology Excellent) cab adopts skeleton structure which has great vision, solid frame and lower noise features, these could provide a comfortable working environment for operator.
- High-back mechanical suspension seat with headrest could make operator feel more comfortable.
- The cab has micro pressurizing air system that makes the environment cleaner and comfortable.

## 01 Engine



- Standard equipped with WEICHAI WD10G240E21 engine which is specialized for the heavy-dust working environment, it adopts three-stage air filter which can avoid early wear out of engine to extend service life. It also adopts multi-stage fuel filter which is suitable for various fuel to ensure the cleanliness of engine system.

## 02 Transmission



- The transmission adopts Germany ZF 4WG200 gearbox, it is durable and reliable that can provide long service time.
- Using electronic control shift technology, the operating lever has KD function to realize efficient switching between the second gear and first gear.

## 03 Axles




- Axle housing is optimized design through increasing the cross-section, the brace bearing of wheel hub is also reinforced, that make front axles capacity reaches 40T.
- Main reducer and wheel hub are reinforced, the service lives rise 30%.

## 04 Cab




- Integrated closed skeleton structure cab which has great vision, equipped with air conditioning and high-back mechanical suspension seat, that make operator more comfortable.

## 05 Frame and Articulation



- New reinforced front and rear frames with patented composite articulated structure went through million times fatigue experimental test, 1,000 hours intensive experimental test and 5,000 hours jobsite test, reach super strong payload capacity.

## 06 Hydraulic System



- The hydraulic system is fix & variable system, the steering pump is piston pump with high bearing pressure and high reliability features.
- Hydraulic oil filter's filtration ratio is 200 (means 99.5% impurities could be filtered out), that makes hydraulic system cleaner and more reliable.

## Attachments



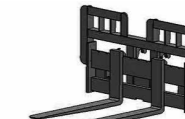
Larger Bucket




Log Grapple



Rock Bucket



Pallet Fork



Coal Bucket



Side-dump Bucket