

TECHNICAL SPECIFICATIONS



Engine

Engine Model	6BTAA5_9-C178-II
Number of Cylinders	6
Max. Torque/Speed	708N·m
Displacement	5.9L



Hydraulic system

Max. Main Pump Flow	492L/min
Main Safety Valve Pressure	34.3/37.3MPa



Main Performance

Bucket Digging Force	142kN
Arm Digging Force	105kN
Max. Traction Force	217kN
Max. Walking Speed	4.9km/h
Min. Walking Speed	2.7km/h
Rotary Speed	12r/min
Gradeability	35°
Ground Pressure	44.9kPa



Oil Capacity

Fuel Tank	420L
Hydraulic Tank	220L
Engine Oil	16.4L



LOVOL HEAVY INDUSTRY GROUP CO.,LTD.

Address: No. 75, Huanghe East Road, Huangdao District, Qingdao City, Shandong Province, China.

Website: en.wlovol.com Alibaba: lovolconstruction.en.alibaba.com Facebook: Cons Lovol

E-mail: lovol_overseas@global.lovol.com TEL: +86-532-86907190

As manufacturer, LOVOL has right to constantly upgrade and improve our products without informing to customers. The pictures in literatures are for reference only, the detailed specifications are subject to real products.



Rated Power	133kW/2000rpm
Operating Weight	22200kg
Bucket Capacity	1.1m³

FR220F

EXCAVATOR



INTELLIGENCE

The newly developed LOVOL intelligent operating system can realize intelligent interaction, automatic identification of working conditions, assistance, operation, personalized customization and other functions.

Intelligent control of the car


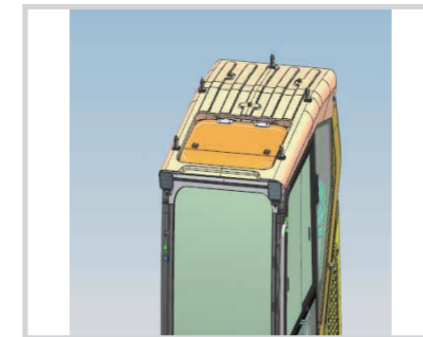
The driver uses the mobile phone to connect the car Bluetooth, can remotely control the excavator up / down, start / turn off, turn on / off the air conditioner, turn on / off the lights, etc.

Smart multimedia

The driver can use the phone to answer the phone through the monitor, play music.

On-board PAD

The whole machine standard with 10-inch touch display, smooth operation, all functions within reach, for the driver operation of PAD experience.



Intelligent genus device

Through the screen to select different genus device mode, can quickly achieve the optimal matching.

Sending you home

The driver finishes work at night, and after leaving the excavator, the work light will be delayed to turn off, illuminating the driver's way home.

RELIABILITY

With the engine, main pump, main valve and other components of the world's leading test bench, the whole machine multi-functional comprehensive verification test ground, virtual verification + entity verification, all-round verification ability industry first-class.

Fuel tank material is changed from Q235B to PXE to improve reliability and cleanliness.

The sprocket is strengthened, and the axle is thickened to improve the strength.

COMFORT



Driving meets the ROPS regulatory requirements, and driving is safer.

Adopt new structure, extended to meet 50 tons of ROPS regulatory requirements, safer.

Panoramic skylight, break through the concept of conventional construction machinery.

All new air channel and air outlet design, storage space increased.

After CFD analysis, the air conditioning duct has lower wind resistance and lower noise. With the optimized air outlet position, it provides a cool and comfortable space for the driver in the hot summer.

More storage space, which can accommodate the driver's daily trivial items, to provide a cleaner driving environment.

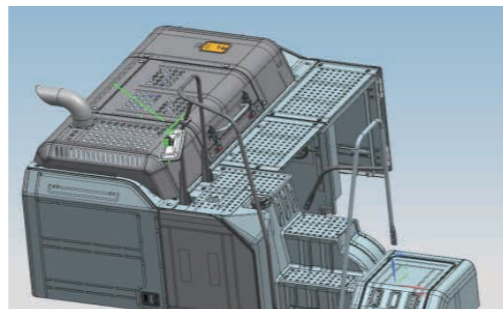
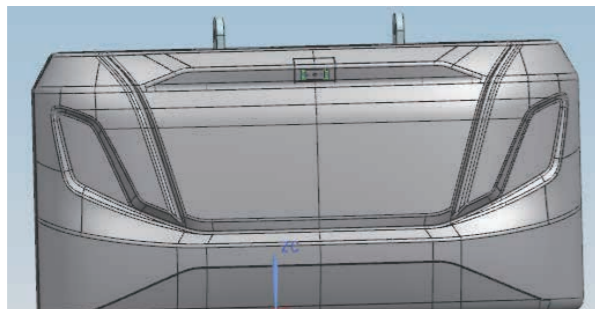
All new air channel and air outlet design, storage space increased.

The new walking channel design, more convenient to get on and off the bus.

Standard rear-view camera, improve driving safety.


Widened seat surface for more comfortable riding; SIP point three-level adjustment to meet different height needs.

The toolbox opens on the side for greater convenience.



INCREASE YOUR PRODUCTIVITY AND PROFIT WITH LOVOL ATTACHMENTS

You can easily expand the performance of your machine by utilizing any of the variety of LOVOL Attachments. Each LOVOL Attachments is designed to fit the weight and horsepower of LOVOL Excavator for improved performance, safety, and stability.



STANDARD CONFIGURATION

Engine

- Turbocharged 4 stroke water-cooling direct injection type
- Complying with China Stage II emissions
- Automatic idle system
- Engine oil pan drain valve
- Radiator with protective net
- Double filter elements dry air filter element
- Air pre-filter
- Air intake heater
- Fan guard

Hydraulic System

- Automatic hydraulic system (confluence system)
- Anti-swing valve
- Boom and arm block valve
- Multi-stage filtration system
- Cylinder buffer device
- Auxiliary hydraulic valve
- Automatic two-speed travel motor

Electronic Control System

- 24V power supply
- Diagnostic interface
- Emergency stop switch
- Display brightness adjustment
- Maintenance tips
- Automatic diagnostic system
- Automatic idle system
- One-touch pressure augmentation
- Safe stop / start function
- Main power switch
- Anti-theft system
- Engine starting protection
- Multilingual display

Cab

- Ashtray
- Cigar lighter
- Seat belt
- Front sunshade
- Storage box
- Escape hammer
- Thermostatically controlled air conditioner
- Shock absorber (silicone oil and rubber pad)
- Flexible antenna
- Radio (with interfaces of MP3 and USB)
- Hydraulic safety lock
- Sun-protection safety glass
- Floor mat
- Large storage area
- Pull-up front window
- Removable lower windshield
- Sunshade window
- Front-bottom glass protective screening
- Wipers
- Open skylight

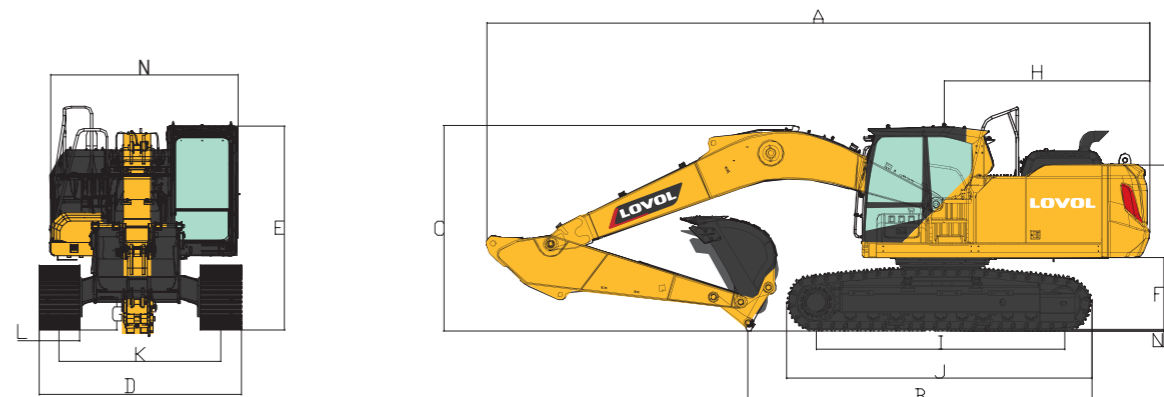
Swing Platform

- Passage with railing
- Tool box
- Anti-skid plate
- Large pedal
- Large armrest
- Bottom protection plate
- Anti-collision beam

Chassis

- Fixed chassis
- 600mm, three-tooth track shoe

TECHNICAL SPECIFICATIONS



Working Range

Max. Digging Height	1	10190mm
Max. Dumping Height	2	7260mm
Max. Digging Depth	3	6510mm
Max. Vertical Digging Depth	4	5980mm
Max. Digging Radius	5	9875mm
Max. Ground Digging Radius	6	9690mm
Min. Turning Radius	7	3255mm

Dimensions

Shipping Length	A	9580mm
Shipping Ground Length	B	5070mm
Boom Height	C	3322mm
Shipping Width	D	2980mm
Cab Height	E	3050mm
Ground Clearance of Counter Weight	F	1090mm
Min. Ground Clearance	G	461mm
Tail Turning Radius	H	2880mm
Length to Center of Rollers	I	3640mm
Track Length	J	4465mm
Track Gauge	K	2380mm
Track Shoe Width	L	600mm
Hood Height	M	2466mm
Rotary Platform Width	N	2875mm
		(2700No collision beam)

Other Specifications

Boom Length	5700mm
Arm Length	2925mm
Track Section Number (each side)	49
Track Roller Number	8

