

TECHNICAL SPECIFICATIONS



Engine

Engine Model	WEICHAI WP7H
Number of Cylinders	6
Max. Torque/Speed	1000N·m/(1300-1500)rpm
Displacement	6.8L



Hydraulic system

Max. Main Pump Flow	247.5×2L/min
Main Safety Valve Pressure	34.3MPa



Main Performance

Bucket Digging Force	178kN
Arm Digging Force	128kN
Max. Traction Force	200kN
Max. Walking Speed	6km/h
Min. Walking Speed	3.6km/h
Rotary Speed	11r/min
Gradeability	35°
Ground Pressure	49kPa



Oil Capacity

Fuel Tank	420L
Hydraulic Tank	206L
Engine Oil	25L



LOVOL HEAVY INDUSTRY GROUP CO.,LTD.

Address: No. 75, Huanghe East Road, Huangdao District, Qingdao City, Shandong Province, China.

Website: en.wlovol.com E-mail: lovol_overseas@global.lovol.com TEL: +86-532-86907190 Facebook: Cons Lovol

As manufacturer, LOVOL has right to constantly upgrade and improve our products without informing to customers. The pictures in literatures are for reference only, the detailed specifications are subject to real products.



Rated Power **160kW/2000rpm**
 Operating Weight **26000kg**
 Bucket Capacity **1.5m³**

FR260F
 EXCAVATOR



EFFICIENCY




W-LCOT adaptive control algorithm is adopted, the controller automatically identifies the condition category and dynamically adjusts the power matching

Using Weichai Linde hydraulic powertrain technology, the operating efficiency of the whole machine is increased by 10% compared with the generation E, and the fuel efficiency is increased by more than 15%.

Through the optimization of the valve core opening, flow matching and increased operation stroke of the handle, the operation range of F generation is expanded by 26% compared with that of E generation, and the operation dead area is increased by 30%.

Loading Angle control: optimize the rotation logic, provide a variety of loading angles to accommodate the unused working conditions, and achieve the maximum working efficiency.

Using the large flow main valve, Linde exclusive customized adjustment, internal flow channel optimization, pressure loss reduced by 10%, better response.



RELIABILITY

5 years or 10000 hours-strong proof of reliable product quality

With the engine, main pump, main valve and other components of the world's leading test bench, the whole machine multi-functional comprehensive verification test ground, virtual verification + entity verification, all-round verification ability industry first-class.

The main pump selected Linde O2 series, experienced more than 20 years of market test;


The use of steel steel backcoating structure is beneficial to reduce the friction coefficient, reduce the friction area, optimize the oil film structure, and improve the product efficiency and reliability;

The main pump underwent 3 million impact tests, and the 2000h cycle load acceleration durability test is stable and reliable.

The main valve adopts creep ink cast iron, which has better shock absorption, thermal conductivity, small loosening tendency, and avoid valve core lag.

The ultra-high voltage endurance test bench underwent 3 million impact tests, and the service life is longer.

COMFORT



Driving meets the ROPS regulatory requirements, and driving is safer.

Adopt new structure, extended to meet 50 tons of ROPS regulatory requirements, safer.

Panoramic skylight, break through the concept of conventional construction machinery.

All new air channel and air outlet design, storage space increased.

After CFD analysis, the air conditioning duct has lower wind resistance and lower noise. With the optimized air outlet position, it provides a cool and comfortable space for the driver in the hot summer.

More storage space, can accommodate the driver's daily trivial items, to provide a cleaner driving environment.

Wideseat wider, ride more comfortable; SIP point three adjustment to meet the needs of different height.

The side of the toolbox opens, which is more convenient.

INTELLIGENCE



The newly developed Lovol intelligent operating system can achieve functions such as power system management, intelligent interaction, automatic recognition of working conditions, auxiliary operation, and personalized customization.

Intelligent control of the vehicle

The driver can remotely control the excavator to power on/off, start/stop, turn on/off the air conditioning, and turn on/off the lights after connecting to the Bluetooth on the vehicle using their mobile phone.

Automatic cleaning

The driver can operate the display, activate the fan reversing function, and clean the radiator.

Intelligent welcome

After opening the cab door, the indoor reading lights and footlights will light up, and the WEICHAI LOVOL logo will be displayed on the bottom of the cab.

Sending you home

The driver finishes work at night, and after leaving the excavator, the work light will be delayed to turn off, illuminating the driver's way home.



INCREASE YOUR PRODUCTIVITY AND PROFIT WITH LOVOL ATTACHMENTS

You can easily expand the performance of your machine by utilizing any of the variety of LOVOL Attachments. Each LOVOL Attachments is designed to fit the weight and horsepower of LOVOL Excavator for improved performance, safety, and stability.



Quick Coupler



Hydraulic Shear



Hydraulic Hammer



Standard Bucket



Scarifier



STANDARD CONFIGURATION

Engine

- Turbocharged 4 stroke water-cooling direct injection type
- Complying with China Stage II emissions
- Automatic idle system
- Engine oil pan drain valve
- Radiator with protective net
- Double filter elements dry air filter element
- Air pre-filter
- Air intake heater
- Fan guard

Hydraulic System

- Automatic hydraulic system (confluence system)
- Anti-swing valve
- Boom and bucket arm block valves.
- Multi-stage filtration system
- Cylinder buffer device
- Auxiliary hydraulic valve Two-speed travel motor

Electronic Control System

- 24V power supply
- Diagnostic interface
- Emergency stop switch
- Display brightness adjustment
- Maintenance tips
- Automatic diagnostic system
- Automatic idle system
- One-touch pressure augmentation
- Safe stop / start function
- Main power switch
- Anti-theft system
- Engine starting protection
- Multi-language function of monitor

Cab

- Ashtray
- Cigar lighter
- Seat belt
- Front sunshade
- Console box
- Escape hammer
- Thermostatically controlled air conditioner
- Audio device
- Shock absorber (silicone oil and rubber pad)
- Flexible antenna
- Radio (with interfaces of MP3 and USB)
- Hydraulic safety lock
- Sun-protection safety glass
- Floor mat
- Large storage area
- Pull-up front window
- Removable lower windshield
- Sunshade window
- Front-bottom glass protective screening
- Wipers
- Open skylight

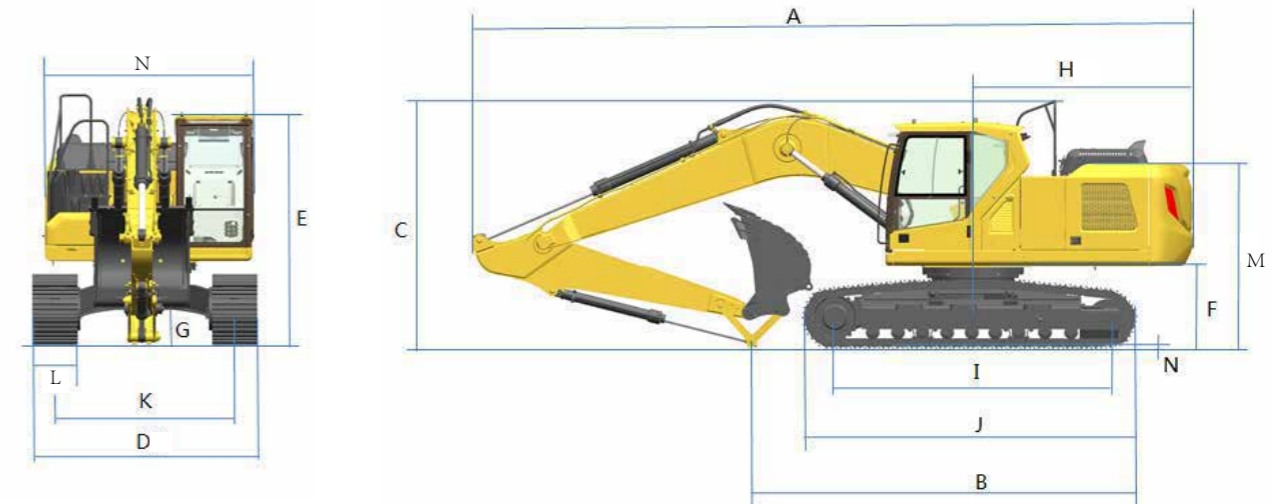
Swing Platform

- Passage with railing
- Tool box
- Anti-skid plate
- Large pedal
- Large armrest
- Bottom protection plate
- Anti-collision beam

Chassis

- Fixed chassis
- 600mm, three-tooth track shoe

TECHNICAL SPECIFICATIONS

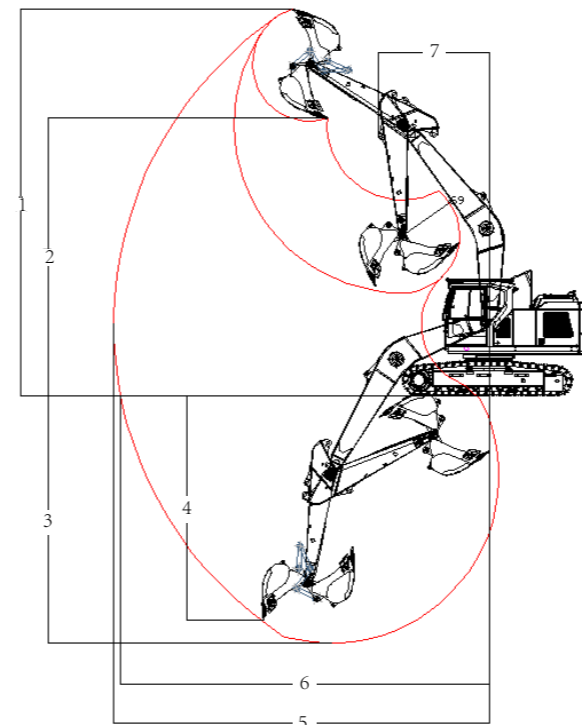


Working Range

Max. Digging Height	1	10235mm
Max. Dumping Height	2	7270mm
Max. Digging Depth	3	6645mm
Max. Vertical Digging Depth	4	6140mm
Max. Digging Radius	5	10075mm
Max. Ground Digging Radius	6	9885mm
Min. Turning Radius	7	3390mm

Dimensions

Shipping Length	A	10040mm
Shipping Ground Length	B	5730mm
Boom Height	C	3322mm
Shipping Width	D	3180mm
Cab Height	E	3046mm
Ground Clearance of Counter Weight	F	1106mm
Min. Ground Clearance	G	446mm
Tail Turning Radius	H	3060mm
Length to Center of Rollers	I	3840mm
Track Length	J	4670mm
Track Gauge	K	2580mm
Track Shoe Width	L	600mm
Hood Height	M	2466mm
Rotary Platform Width	N	2740mm



Other Specifications

Boom Length	5850mm
Arm Length	2900mm
Track Section Number (each side)	51
Track Roller Number	10